



## City of Marshall

Fire Department

P.O. Box 698

Marshall, Texas 75671

903-935-4580 / FAX 903-935-3568

---

REGINALD K. COOPER, EFO FIRE CHIEF

---

January 11, 2018

Marshall City Manager  
Marshall City Commission  
City of Marshall  
401 S. Alamo St.  
Marshall, Texas 75670

Dear City Manager and Commissioners:

The Marshall Fire Department respectfully requests the authorization to purchase a 2018 Frazer Ambulance and related equipment. The total price of the unit will be \$169,223.40. The 2018 Frazer / Dodge Ambulance will be purchased through a cooperative purchasing group called the Houston-Galveston Area Council (HGAC), which the City of Marshall is a member. The purchase of this unit will be made through our contracts with the ESDs we provide EMS services for.

In order to further reduce or eliminate any undue delays, in the build out and completion date, we are also requesting the signature of a Letter of Intent to Purchase, authorizing the purchase of the 2018 Frazer Ambulance and related equipment. The ambulance will be paid for only upon delivery with an expected date of June of 2018.

We have and are continuously considering any potential cost saving measures pertaining to any needed and related equipment as well as installation necessities.

The Letter of Intent signature only gets us a place in line and expedites our delivery date. We would be scheduled to receive our new ambulance within the first half of (2018). Please allow me to answer any questions pertaining to our request.

Chief Cooper, EFO

A handwritten signature in blue ink, appearing to read "R. Cooper", enclosed within a blue circular scribble.

Marshall Fire Department



January 11, 2018

Mac Haik Dodge Chrysler Jeep  
11000 North Freeway  
Houston, TX 77037

Re: Official Notice of Intent

To Whom It May Concern:

This letter shall serve as Official Notice of Intent to purchase One (1) Frazer Type I 12' 4" Taller Generator Powered Module mounted on a RED 2018 RAM 3500 6.4L gasoline chassis w/ aluminum wheels (84" CA) for Marshall Fire Department.

The total cost of the module including chassis is \$169,223.40 based on quote #550-1.

Respectfully,

Lisa Agnor  
City Manager  
lagnor@marshalltexas.net



# Customer Quote

**Order No:** Q550-00001  
**Revisions:** N/A  
**Quote Date:** 11/14/2017  
**Expiration Date:** 2/12/2018  
**Salesperson:** Adam Fischer  
 afischer@frazerbilt.com

**Invoice To:**  
 N/A  
 Marshall Fire Department  
 City of Marshall  
 PO Box 698  
 Marshall, TX 75671

**Attention:**  
 Battalion Chief/ EMS Chief  
 Randall Jeans  
 jeans.randall@marshalltexas.net

No.	Item	Quantity	U/M	Unit Price	Net Amount
1	MODULE Type I 12' 4" Module Limited Edition Discount	1.000	EA	\$ 138,625.00	\$ 138,625.00
2	CHASSIS 2018 RAM 3500 Gasoline Order Red Order with Aluminum wheels Order with Aisin transmission upgrade	1.000	EA	\$ 39,500.00	\$ 39,500.00
3	DELIVERY Delivery Charge	0.000	M	\$ 2.75	\$ 0.00
4	HGAC-NEW HGAC Fee for a New Unit	1.000	EA	\$ 1,000.00	\$ 1,000.00
5	32516 Flowmeter-O2, Dial, Ohmeda, 0-25 LPM	2.000	EA	\$ 144.20	\$ 288.40

# Customer Quote



Defining the future of Mobile Healthcare.™

**Order No:** Q550-00001  
**Revisions:** N/A  
**Quote Date:** 11/14/2017  
**Expiration Date:** 2/12/2018

**Remit To:**

Per TMVCC, we are quoting this through our licensed franchise dealer, Mac Haik Dodge Chrysler Jeep.

Mac Haik Dodge Chrysler Jeep  
 11000 I-45 North Freeway  
 Houston TX 77037

<b>Sale Amount:</b>	179,413.40
<b>Order Disc( 5.6796 %):</b>	-10,190.00
<b>Sales Tax:</b>	0.00
<b>Total Amount:</b>	169,223.40

**Payment Terms:** Due on Delivery

**Special Instructions:**

Email this quote along with your PO to sales@frazerbilt.com.  
 Graphics pricing includes two hours' design time in the base price.  
 More extensive graphics or multiple changes will be billed at \$100/hr.



Defining the future of Mobile Healthcare.™

For your convenience, all pricing has been itemized below per quote Q550-00001 for Marshall Fire Department

Base Module	\$ 101,900.00
Chassis Exterior	\$ 17,950.00
Module Exterior	\$ 8,775.00
Chassis Interior	\$ 2,250.00
Module Interior	\$ 7,750.00
<b>Total \$</b>	<b>138,625.00</b>

**Items included in above totals:**

1. Type I 12' 4" Module	\$	incl
2. This is a CAAS Unit	\$	incl
<b>Chassis Exterior:</b>		
3. Chassis Paint Layout: Paint Half - Frazer Black (FLNA 4123)	\$	4,200.00
4. Chassis : 2018 Ram 3500 , Gas , 4x2 , Regular Cab , 84" Cab to Axle , Dodge Red (PR4)	\$	incl
5. Suspension: LiquidSpring	\$	10,500.00
6. Wheel type: Factory Wheels	\$	incl
7. Grille Guard: Ranch Hand Full Replacement Bumper	\$	1,300.00
8. Wig Wag on Chassis Headlights	\$	250.00
9. 10" and 12" Air Horns	\$	1,050.00
10. Compressor Type: Standard Compressor	\$	600.00
11. Switch Type: Momentary	\$	50.00
12. Passenger's side Grille Light: Whelen M4 Red Light	\$	incl
13. Driver's side Grille Light: Whelen M4 Clear Light	\$	incl
14. Passenger's side Intersect Light: Whelen M4 Clear Light	\$	incl
15. Driver's side Intersect Light: Whelen M4 Red Light	\$	incl
<b>Chassis Exterior Subtotal</b>	<b>\$</b>	<b>17,950.00</b>

**Module Exterior:**

16. Power Source: Onan 5.5kW Generator	\$	incl
17. Module Paint Layout: Two Tone Single Stage - Dodge Red (PR4) and Frazer Black (FLNA 4123)	\$	2,500.00
18. Rear Wall 3M Conspicuity Layout - Chevron : Fluorescent Yellow/Green Base Color and Red - Translucent Overlay	\$	1,500.00
19. Entry Door Conspicuity Layout - Squares : White Base Color	\$	300.00
20. Compartment Conspicuity Layout - Strips : White Base Color	\$	150.00



*Defining the future of Mobile Healthcare.™*

21. Frazer Provided Graphics	\$	2,650.00
22. Shore Power: Single 30 Amp auto eject w/ Yellow cover on Rear Wall	\$	450.00
23. Coax 1 : Run coax from location 1 to Chassis	\$	incl
24. Coax 2 : Run coax from location 2 to Chassis	\$	incl
25. Coax 3 : Run coax from location 3 to Electrical Compartment	\$	incl
26. Coax 4 : Run coax from location 4 to Electrical Compartment	\$	incl
27. Front Wall Light Layout: Lower 5 Lights	\$	incl
28. Front Wall Light #1: Whelen M6 Red/Blue Light	\$	50.00
29. Front Wall Light #2: Whelen M6 Red Light	\$	incl
30. Front Wall Light #3: Whelen M6 Clear Light	\$	incl
31. Front Wall Light #4: Whelen M6 Blue/Red Light	\$	50.00
32. Front Wall Light #5: Whelen M6 Red/Blue Light	\$	50.00
33. Front Wall Driver Side Box Light: Whelen M6 Red Light	\$	incl
34. Front Wall Passenger Box Light: Whelen M6 Red Light	\$	incl
35. Driver Wall Front Box Light: Whelen M6 Red Light	\$	incl
36. Driver Wall Rear Box Light: Whelen M6 Red Light	\$	incl
37. Driver Wheel Well Light: Whelen M6 Blue/Red Light	\$	50.00
38. Scene Light Option: Spectra SPA900	\$	incl
39. O2 Compartment Layout: Laydown O2 with Divider and Adjustable Shelf	\$	200.00
40. O2 Rollers for an H Cylinder	\$	incl
41. Electrical Compartment Style: Standard Electrical Compartment	\$	incl
42. Lower Storage Style: Standard Lower Storage	\$	incl
43. Compartment Above Wheel Well Style: Standard Compartment Above Wheel Well	\$	incl
44. Dometic Self-Contained A/C with Exhaust Fan	\$	incl
45. Rear Storage Compartment Style: Rear Storage with Divider and Adjustable Shelf	\$	200.00
46. Module Window Option: Sliding Window	\$	incl
47. Upper Rear Wall Light Layout: 3 Across	\$	incl
48. Upper Light #1: Whelen M6 Load Light	\$	incl
49. Upper Light #2: Whelen M6 Amber Light	\$	incl
50. Upper Light #3: Whelen M6 Load Light	\$	incl
51. Lower Light #1 Whelen M6 Brake/Tail/Turn Red Light	\$	incl
52. Lower Light #2 Whelen M6 Brake/Tail/Turn Red Light	\$	incl
53. Lower Light #3 Whelen M6 Blue/Red Light	\$	50.00



Defining the future of Mobile Healthcare.™

54. Lower Light #4 Whelen M6 Red/Blue Light	\$	50.00
55. Rear Wall Driver Box Light: Whelen M6 Red Light	\$	incl
56. Rear Wall Passenger Box Light: Whelen M6 Red Light	\$	incl
57. Rear Backboard: 5" Compartment Shelf	\$	200.00
58. Lower BTTs: 2 Grote Lights on each side	\$	incl
59. Rear Bumper	\$	incl
60. Door Grabbers	\$	incl
61. License Plate Light	\$	incl
62. Passenger Wall Front Box Light: Whelen M6 Red Light	\$	incl
63. Passenger Wall Rear Box Light: Whelen M6 Red Light	\$	incl
64. Passenger Wheel Well Light: Whelen M6 Blue/Red Light	\$	50.00
65. Passenger Scene Light Activated with Side Entry Door	\$	275.00
66. Interior Step Option: Double Step Well	\$	incl
67. Passenger Rear Compartment Style: Onan Genset Compartment	\$	incl
<b>Module Exterior Subtotal</b>	<b>\$</b>	<b>8,775.00</b>
<b>Chassis Interior:</b>		
68. Siren Speakers: Whelen SA 315 Speakers	\$	incl
69. Tap-2 on Primary Siren	\$	incl
70. Siren Option: Whelen A1 Siren in Console	\$	incl
71. Mic 1 on on passenger's side slot 1	\$	incl
72. Console Layout: 6-Slot Console	\$	incl
73. Slot 1: Double Slot Switch Panel	\$	incl
74. Slot 2: Joined with 1	\$	incl
75. Slot 3: Siren 1	\$	incl
76. Slot 4: Radio Plate Item ID 2398	\$	incl
77. Slot 5: Double Blank Insert	\$	150.00
78. Slot 6: Joined with 5	\$	incl
79. Console Switch Layout : Primary - Secondary - Wig Wag - Air Horn - Blank - Blank - Blank - Rear Load - Interior Lights - Side Scene (Driver's Side) - Side Scene (Passenger's Side) - Start/Stop Genset -	\$	incl
80. New Armrest	\$	200.00
81. Rear of Console: Dual Cup Holder	\$	100.00
82. Chassis Rear Wall: 3 High Glove Box Holder	\$	200.00
83. Camera System: Voyager 7" Monitor with Back-Up Camera	\$	1,600.00



Defining the future of Mobile Healthcare.™

84. Black Back-up Camera	\$	incl
<b>Chassis Interior Subtotal</b>		<b>\$ 2,250.00</b>
<b>Module Interior:</b>		
85. Protek Cushions	\$	incl
86. Red Interior	\$	incl
87. Stainless Steel Countertops	\$	incl
88. Netting at Front Corner Area	\$	incl
89. Double Locking Aluminum Drug Box	\$	300.00
90. 15 Qt. Engel Fridge	\$	900.00
91. Duplex Outlet on the Front Wall	\$	incl
92. Front I/O with Lexan Double Doors	\$	incl
93. Duplex Outlet in the Front I/O	\$	incl
94. Location 1: 4 Switch w/Thermostat	\$	incl
95. Location 2: Single O2 Outlet	\$	incl
96. Location 3: Blank	\$	incl
97. Location 4: Blank	\$	incl
98. Location 6: Suction	\$	incl
99. Location 7: Quad 120 VAC	\$	incl
100. Location 8: Blank	\$	incl
101. Location 9: Blank	\$	incl
102. Action Wall Switch Layout : Interior Lights ; Front Interior Light ; Ventilation Fan ; Blank ;	\$	incl
103. Sharps Container at Action Wall	\$	incl
104. Acrylic Holder at the Action Wall Cabinet	\$	incl
105. New 6pt Harness at the CPR Seat	\$	500.00
106. Acrylic Holder Aft CPR Seat	\$	incl
107. Genset Start/Stop Swith at Rear Doors	\$	100.00
108. Rear Door Switch Layout : Acknowledge ; Start/Stop Genset ; Dump/Bypass (Suspension) ; Rear Load ;	\$	incl
109. 22 Pocket Acrylic Holder at Squad Bench	\$	600.00
110. Two Seating Positions at the Squad Bench	\$	incl
111. Harness Type for Seat Position 1: New 6pt Harness	\$	500.00
112. Harness Type for Seat Position 3: New 6pt Harness	\$	500.00





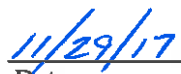


*Defining the future of Mobile Healthcare.™*

113. Double Squad Bench Cabinet	\$	600.00
114. Trashcan with Lid at the Head of the Squad Bench	\$	incl
115. New Cargo Net at the Head of the Squad Bench	\$	750.00
116. O2 Outlet at the Squad Bench Wall	\$	incl
117. 3 High Glove Box Holder Low on Rear Wall	\$	200.00
118. Sharps Container High on Rear Wall	\$	150.00
119. Head knocker options: With Clock only	\$	450.00
120. O2 Outlet in Ceiling Raceway	\$	300.00
121. IV Hanger on Ceiling Raceway	\$	incl
122. Overhead Grabrails on Passenger Side Only	\$	incl
123. IV Hanger on Squad Bench Ceiling	\$	incl
124. In-Module Camera at the Rear Position	\$	550.00
125. Floor Options: Stryker Performance Load with Charger	\$	8,000.00
126. Loncoin II Onyx Floor	\$	150.00
127. Captain's Chair Type: Captain's Chair with Child Safety Seat and 4pt. Harness	\$	700.00
128. UNOC #246- Install customer provided Stryker PerformanceLOAD	\$	-7,500.00
<b>Module Interior Subtotal</b>		<b>\$ 7,750.00</b>

**All new Frazer EMS Vehicles come standard with the following features:**

- 120V generator-powered electrical system independent of the chassis electrical
- 120V self-contained module heater & proprietary best-in-class air conditioner
- Easily accessible electrical compartment located on exterior of vehicle
- All aluminum module construction - No wood products!
- Shear-plate method of attachment securing the module to the chassis
- All aluminum powder-coated 12" deep interior cabinetry
- Seamless cushions
- All LED emergency warning and scene lighting
- All LED interior ceiling lights
- 120VAC outlets conveniently located throughout unit
- Three oxygen outlets
- Action area with hinged service access panel to back of oxygen outlets and switches

<b>CAAS GVS V1.0</b>		
<b>Exceptions List</b>		
Customer has elected to take the follow exceptions from the CAAS GVS V1.0 standard.		
<b>Option Choice</b>	<b>Section</b>	<b>Price</b>
Furnish and ship loose oxygen regulator	C.12	275
Note: When doing electric oxygen, the regulator is included.		
Provide Frazer MSO/MCO in delivery book	2.A.5	50
Furnish and install extra 5# ABC fire extinguisher	15.1	100
Note: until an SAE compliant bracket becomes available, this will be shipped loose; International & Freightliner come with a fire extinguisher		
Furnish and install mud flaps for front tires	9.7.2	300
Note: The Ford F-450/550, International 4300LP and the Freightliner M2 chassis come with mud flaps		
Primary siren shall be wired to Tap 2 W/ HORN/ SIREN switch on console	14.4	100
Furnish and install aftermarket voltmeter in chassis cab w/ audible alarm & visual indicator	7.4.2	200
Furnish and install cylinder changing wrench inside oxygen compartment w/ retention chain	C.12	100
Install resettable spare 15 amp fuse on Ignition fuse block in electrical compartment - label this circuit "spare/customer use"	7.2.1	50
3" round Whelen LED in step well of side entry door towards front wall	10.8.2	425
Note: Wired to turn on when door is opened		
Note: Wire to fail safe		
Furnish and install door hold opens on all compartments except for Onan & A/C	11.2	1050
Note: Rear backboard will have a friction hinge		
Furnish and install "J" channel drip rails around the entire module body w/ drip points at each corner	10.6	500
Furnish and install (1) 3 receptacle 12V outlet w/ medical diode isolator at the action wall	7.5.3	250
		
Signature	Title	Date